

VOL-18



RV Sign

Door Print & Digital Print

NEW INNOVATION DOOR CREATION



RV-1844



RV-1845



RV-1846




RV-1847



RV-1848



RV-1849



RV-1850



RV-1851



RV-1852



RV-1853



RV-1854



RV-1855



RV-1856



RV-1857



RV-1858



RV-1859



RV-1860



RV-1861



RV-1862



RV-1862




RV-1864



RV-1865



RV-1866



RV-1867



RV-1868



RV-1869



RV-1870



RV-1871




RV-1872



RV-1873



RV-1874



RV-1875



RV-1876



RV-1877



RV-1878




RV-1879



RV-1880



RV-1881



RV-1882



RV-1883



RV-1884



RV-1885



RV-1886



RV-1887



RV-1888



RV-1889



RV-1890



RV-1891



RV-1892



RV-1893



RV-1894




RV-1895



RV-1896



RV-1897



RV-1898




RV-1899



RV-1900



RV-1901



RV-1902



RV-1903




RV-1904



RV-1905



RV-1906



RV-1907



RV-1908



RV-1909



RV-1910



RV-1911



RV-1912



RV-1913



RV-1914



RV-1915



RV-1916



RV-1917



RV-1918



RV-1919



RV-1920



RV-1921



RV-1922



RV-1923



RV-1924



RV-1925



RV-1926



RV-1927



RV-1928



RV-1929



RV-1930



RV-1931



RV-1932



RV-1933




RV-1934



RV-1935




RV-1936



RV-1937



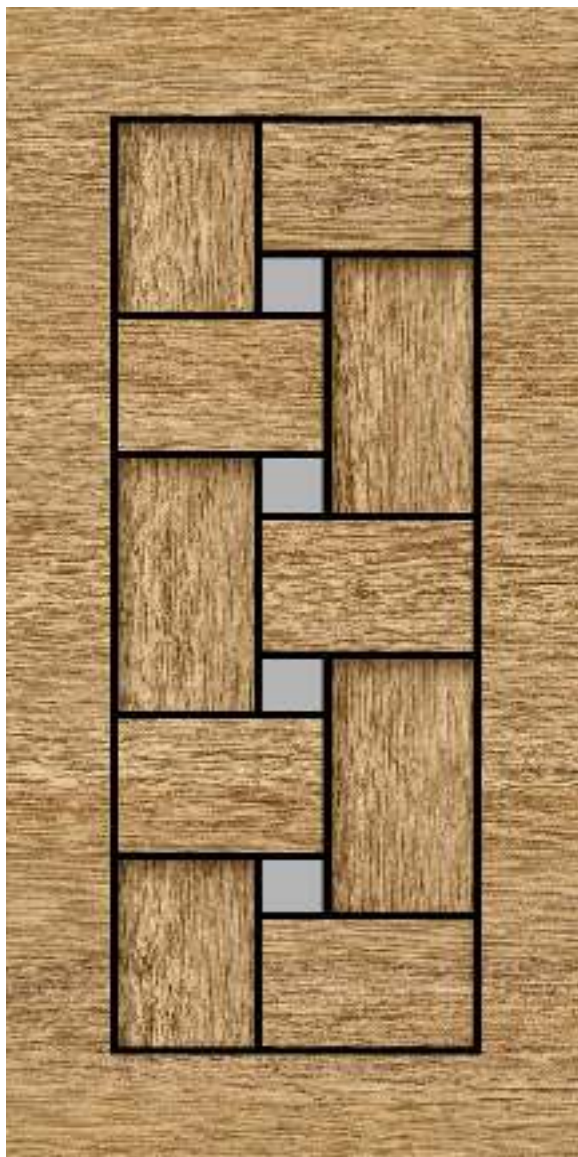
RV-1938



RV-1939



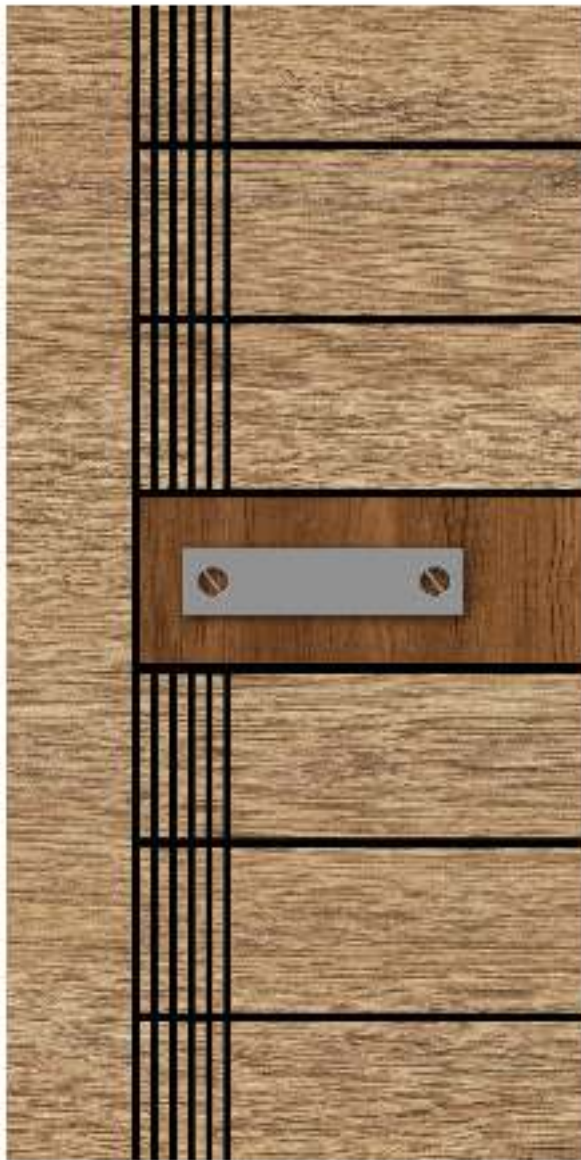
RV-1940



RV-1941



RV-1942



RV-1943



RV-1944



RV-1945



RV-1946



RV-1947



RV-1948



MAIN FEATURES

1. Made from 100% kiln seasoned Hardwood
2. Made from imported material & Machinery
3. Hot pressed & phenol bonder
4. Ready to use (Polish & Painting not required)
5. Manufar to suit local elimate conditions
6. resistant & water proof

Other designs,shade thickness can be made against bulk quantity only.

Design & sizes are accepted subject to availability.

This is conceptual brochure,design and sheds may vary from actual.

STANDARD SIZES

Height : 72", 75", 78",81",84"

Width : 26",28",30",32",34",36",38",

Thickness : 30mm