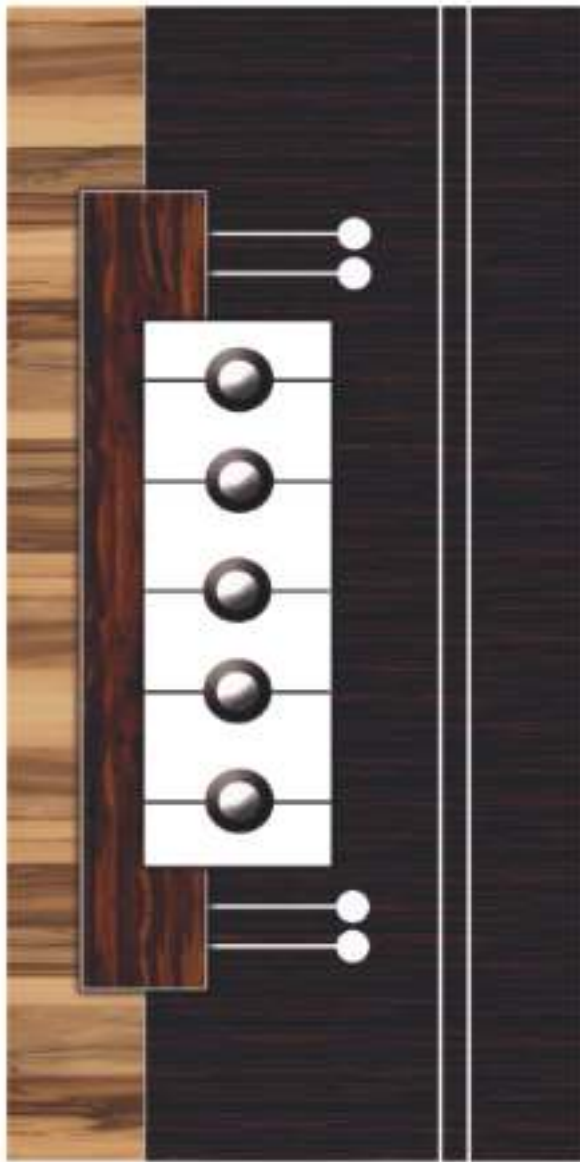


VOL-17



Door Print & Digital Print
NEW INNOVATION DOOR CREATION



RV-1744



RV-1745





RV-1746



RV-1747



RV-1748




RV-1749





RV-1750



RV-1751






RV-1752



RV-1753





RV-1754



RV-1755





RV-1756



RV-1757



RV-1758



RV-1759



RV-1760



RV-1761



RV-1762




RV-1763



RV-1764



RV-1765



RV-1766



RV-1767





RV-1768



RV-1769



RV-1770



RV-1771



RV-1772



RV-1773




RV-1774



RV-1775



RV-1776



RV-1777





RV-1778



RV-1779





RV-1780



RV-1781





RV-1782



RV-1783





RV-1784



RV-1785





RV-1786



RV-1787





RV-1788



RV-1789





RV-1790



RV-1791





RV-1792



RV-1793





RV-1794



RV-1795





RV-1796




RV-1797





RV-1798



RV-1799




RV-1800



RV-1801





RV-1802



RV-1803





RV-1804



RV-1805



RV-1806



RV-1807



RV-1808



RV-1809



RV-1810



RV-1811





RV-1812



RV-1813





RV-1814



RV-1815



RV-1816



RV-1817





RV-1818



RV-1819



RV-1820



RV-1821





RV-1822



RV-1823





RV-1824



RV-1825





RV-1826



RV-1827





RV-1828



RV-1829





RV-1830



RV-1831





RV-1832



RV-1833





RV-1834



RV-1835



RV-1836



RV-1837



RV-1838



RV-1839



RV-1840



RV-1841



RV-1842



RV-1843



MAIN FEATURES

1. Made from 100% kiln seasoned Hardwood
2. Made from imported material & Machinery
3. Hot pressed & phenol bonder
4. Ready to use (Polish & Painting not required)
5. Manufar to suit local elimate conditions
6. resistant & water proof

Other designs,shade thickness can be made against bulk quantity only.

Design & sizes are accepted subject to avallability.

This is conceptual brochure,design and sheds may vary from actual.

STANDARD SIZES

Height : 72", 75", 78",81",84"

Width : 26",28",30",32",34",36",38",

Thickness : 30mm